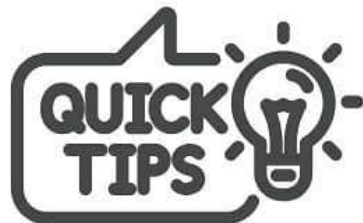



Jupyter notebook tips & tricks



Shortcuts



+

For running the current cell



+


Save the notebook



For inserting cell above the current cell



For inserting cell below the current cell

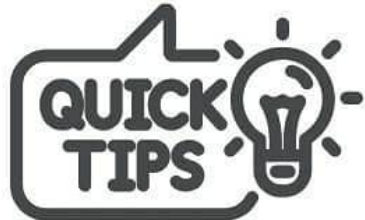


+

Deleting the current cell



Undo cell deletion



Install packages


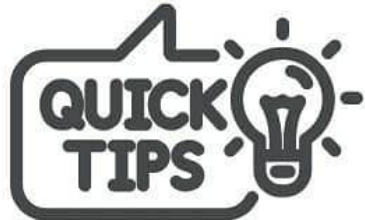
```
!pip install <Package name>
```



Sharing the code


```
%pastebin
```

(creates a URL which we can share with others.)



To plot charts and graphs

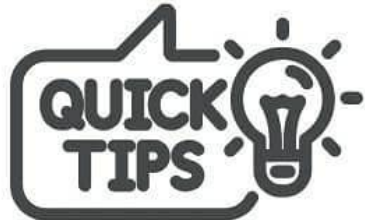
```
%matplotlib
```



Multicursor


Multicursor can be enabled by dragging your mouse while holding down






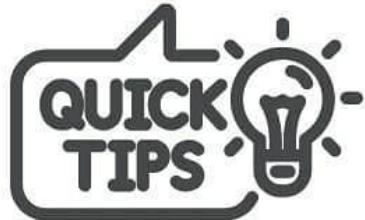
Time taken by a task

```
%time function_name()
```

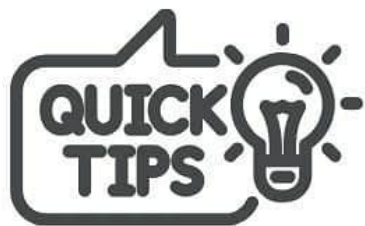



See documentation for a method

```
?PackageName.MethodName()
```

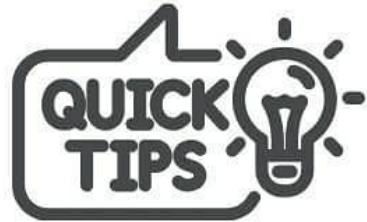


To comment block of code




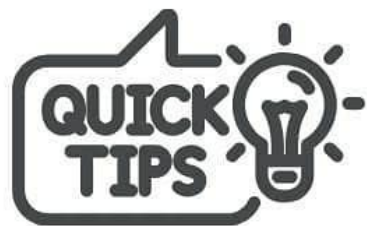
To run .py or .ipynb files in a cell

```
%run ./<file name>
```



To load .py

```
%load <file name> / URL
```



List all variables of global scope

```
%who
```

```
%who <data type>
```